

JESSICA GALVÁN®



850+ EASY IDEAS FOR GORGEOUS HAIR



Celebrity style



101 Hairstyles

Budget Super-Saver

Special Deals Only For 101 Readers

Amazing Looks in 5 Steps

Get salon results yourself!




Love Your Hair

Pretty Styles, Cuts, Colors & Tips

CHRISTINA APPEGATE'S SEXY STYLE

This year's hottest trend!

22 BONUS Pages



Carrie



Kate



Vanessa



Julianne



The Best Styles for Your Face Shape

#18 2008 \$5.99 U.S.




18

GETTING GORGEOUS!

WITH JESSICA GALVÁN

Celebrity stylist Jessica Galván, whose hair wizardry is responsible for creating the sexiest styles seen on Victoria Beckham, Ali Landry, Paula Abdul and countless others, shares her insight on how you can achieve the latest trends with her easy, do-it-yourself advice. To learn more about Jessica, log onto JessicaGalvan.com. To find the store nearest you that sells Redken products, log on to Redken.com.

CARRIE UNDERWOOD



DeBoer/Rehna Ltd.

Redken Products: Body Full Weightlifter, Contour 08 Shaping Lotion and Headplay 12 Pliable Working Spray.

Tools: Blow dryer, round brush and hot rollers.

How-to: On damp hair, apply Body Full Weightlifter to roots only, then apply Contour 08 Shaping Lotion to the rest of your strands. Blow-dry using a round brush, lifting hair by the roots to get the most volume. Once hair is dry, use hot rollers all over and leave in until the

rollers have completely cooled. Spray lightly with Headplay 12 Pliable Working Spray, shake with your fingers and finish off with a little more spray.




Mazur/WireImage

SARAH JESSICA PARKER

Redken Products: Guts 10 Volume Spray Foam, Thickening Lotion 06 Body Builder and Quick Dry 18 Instant Finishing Spray.

Tools: Blow dryer, large barrel curling iron and large round brush.

How-to: On towel-dried hair, Apply Guts 10 Volume Spray Foam on roots only, then apply Thickening Lotion 06 Body Builder on the rest of your hair. Blow-dry with a round brush section by section. When hair is completely dry, curl with a curling iron to create a soft Bohemian look. Spray with Quick Dry 18 Instant Finishing Spray to set the style.



Pimentel/WireImage

RIHANNA

Redken Products: Align 12 Ultra-Straight Balm, Electric Wax 11 Shine Fused Texturizer and Forceful 23 Super Strength Finishing Spray.

Tools: Flat iron, very small round brush and blow dryer.

How-to: Apply Align 12 Ultra-Straight Balm on damp hair from mid shaft to ends. Blow-dry hair forward using a round brush to create a little volume at the crown area, then flat iron for a sleek look. Piece out the bangs using Electric Wax 11 Shine Fused Texturizer. This style doesn't have a parting, just slightly direct hair towards the side and forward. Finish with Forceful 23 Super Strength Finishing Spray.



Redken Products: Straight 05 Straightening Balm and Vinyl Glam 02 Mega Shine Spray.

Tools: Blow dryer, flat iron and round brush.

How-to: Apply Straight 05 Straightening Balm to towel-dried hair. Blow-dry with a round brush, flipping the ends up to create that flare. Use a flat iron if needed, making sure you turn the iron out and up when you get to the ends for a more dramatic flip. Finish with Vinyl Glam 02 Mega Shine Spray for a super silky look. *Above & Beyond Salon (Vermilion, OH); Stylist: Pamela Phillips; Makeup: Christina Chevalier; Photo: Michael Chevalier*

WINTER TRENDS

Cuts: For short hair, bobs and crops—short hair is very popular this year. These styles are sexy and sophisticated. For long hair, layers with bangs (straight across or angled). Wavy for a Bohemian style or straight for a more sleek look.

Colors: For brunettes, we are going to see richer browns with more than one shade; the combination of three or even four shades gives the hair dimension, shine and texture. For blondes, say goodbye to bleached blonde looks—warmer more golden tones are coming back.

Styles: For styling, we are going to see a lot of the retro/glam 40's hairstyles, as seen on beauties like Katherine Heigl and Christina Aguilera. So ladies, now is the time to invest in a good set of your very own hot rollers—not your mom's old ones that take too long to heat up!

Help for Every Woman: Don't be afraid to try new things, it's good to change. Celebrities do it all the time and you can too! Just be smart about it. Visit a salon professional to help you find the perfect look for you, and never experiment doing your own color at home—it can be so damaging to your hair and even more expensive to fix. Also ask your stylist to recommend products for your hair type. It is so important to choose the right shampoo and conditioner since we all have different hair textures (curly, straight, frizzy, fine, thick, etc.). Whether hair is colored, dry or oily, to make our hair look and feel the best it can, we have to use the right products.



Redken Products: Hot Sets 22 Thermal Setting Mist, Forceful 23 Super Strength Finishing Spray and Water Wax 03 Shine Defining Pomade.

Tools: Blow dryer, small barrel curling iron and small metal clips.

How-to: Blow-dry your hair using your hands instead of a brush. When your hair is completely dry, grab your curling iron and curl a small section of hair at a time, spray it with Hot Sets 22 Thermal Setting Mist, then curl and pin it with a small metal clip. Once you finish the whole head, spray with Forceful 23 Super Strength Finishing Spray and leave for 10 minutes. Take pins off and shake. Separate hair with Water Wax 03 Shine Defining Pomade for a more piecey and edgy look. *Above & Beyond Salon (Vermilion, OH); Stylist & Makeup: Kristen Phillips; Photo: Michael Chevalier*

Redken Products: Ringlet 07 Curl Perfector and Headplay 12 Pliable Working Spray.

Tools: Blow dryer, diffuser, big comb and small barrel curling iron.
How-to: If your hair is already curly, apply Ringlet 07 Curl Perfector to wet hair and comb through. Select your parting, flip your head upside down and scrunch with a towel. With your head still upside down, start drying your hair using a diffuser (very slowly). Don't touch your hair with your hands when you are drying, let the diffuser do the work. When your hair is completely dry, if you find pieces that you would like to perfect or are frizzy, use the curling iron to polish the curls.

If your hair is straight, do the same thing, but you need to use the curling iron once your hair is completely dry to make sure the curls hold and last all day. Taking small sections, follow the wave your hair created after diffusing to determine the sections you are curling. Finish with Headplay 12 Pliable Working Spray. *Above & Beyond Salon (Vermilion, OH); Stylist & Makeup: Wendy Tolson; Photo: Michael Chevalier*

